

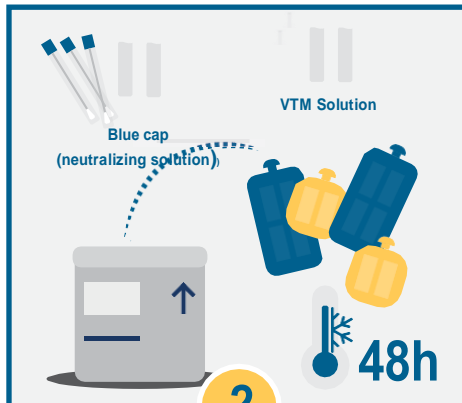


INSTRUCTIONS FOR THE DETECTION OF COVID-19 ON SURFACES

Procedures for the collection, packaging and safe transportation of biological samples according to UN3373.



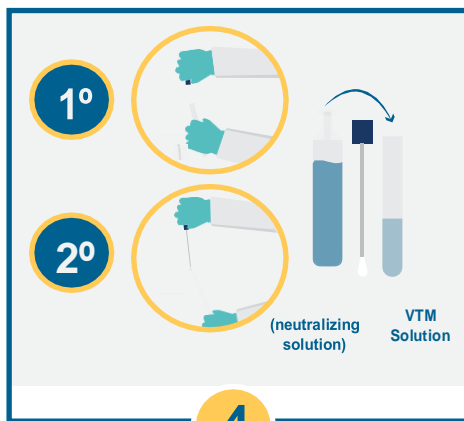
Request the delivery of the sampling kit by contacting;
hypergraph@hppls.co.uk
The delivery method will be by an external transport provider.



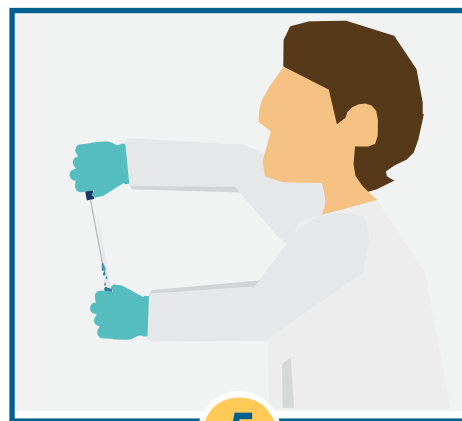
In the kit you will find the material required to perform the correct sampling procedure. The icepack should be frozen at 48h before sampling.



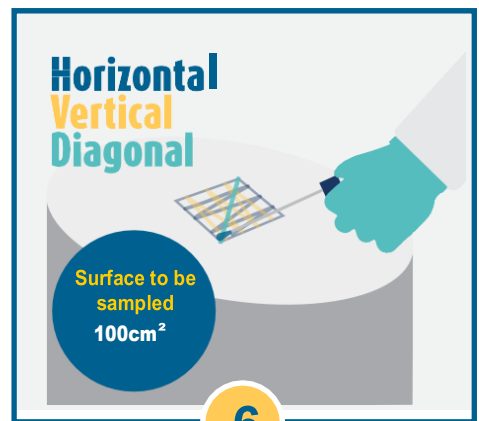
Always adhere to good hygiene practises and follow the personal protection guidance.
Always wash your hands before starting the sample collection process and wear sterile, disposable gloves.



Take the swab packet, which contains the swab and the neutralising solution (blue cap), and transfer the dry swab into the neutralising buffer by only touching the cap. In the event of contamination, dispose of the swab and neutralising solution.



Remove the swab from the neutralising solution and remove the excess medium by pressing it gently on the side of the tube.



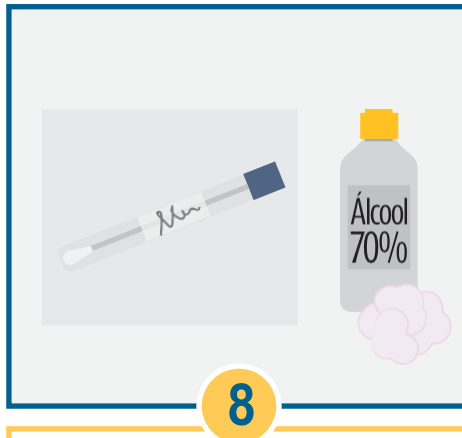
Gently rub the surface with the swab tip in 3 different directions, taking care to rotate the swab and maintaining the swab in a horizontal position.
During sampling ensure that the required surface area is fully covered.





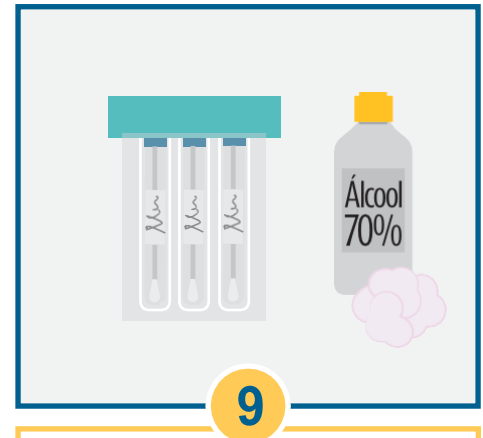
Place the swab inside the Viral Transport Medium solution and aseptically cut or snap the swab into the vial.

Identify the swab and add the numerical label provided with the sampling kit. Complete ARF or Webtrieve submission with full details of the time, date and location of sampling.



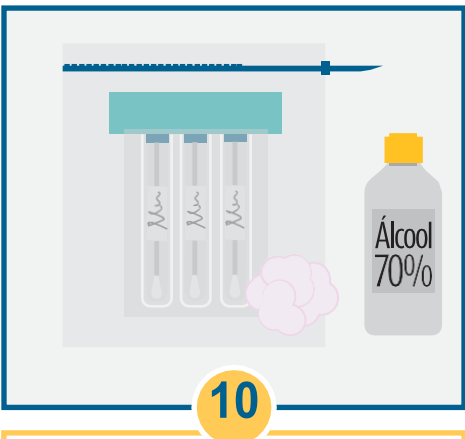
Place the Viral Transport Medium tube, containing the swab, into the absorbent cushioning and then into the small bio-hazard bag provided.

A maximum of 4 swabs per bio-hazard bag and a maximum of 4 bags per transport box. Clean the outside of each bag with appropriate disinfectant.



Place the collected swabs inside the secondary waterproof bag. Clean the outside of the second bag with appropriate disinfectant.

The transport bags and box are compliant with UN3373.



Place the samples held within the secondary container into the transport box provided, ensuring that each bag has been disinfected.

The transport box will be classed as the 3rd reciptical for packaging purposes.



The ice packs can now be added to the transport box within the additional bags provided. Any documentation should be added within a zip-lock bag.

Finally the tamper proof seal can be attached. The UN3373 markings must not be obscured. The box is now ready for delivery to the laboratory.



The sample request documentation and any queries can be emailed to; virus.testing.uk@alsglobal.com

The samples are required to be delivered to the laboratory within 48 hours of sampling, to maintain the integrity of the swabs. Transport options will be either by ALS internal fleet or by external courier, which will be defined in the initial testing request.

ALS Sample Acceptance Policy.

Samples received without the required sample submission details, will be retained and not accepted until the missing information has been obtained.

Upon receipt of the missing information, the testing will commence.

ALS reserves the right to refuse samples.

